

Colorful Experiments - Ripley Afterschool May 2020





Milk magic

What you will need:

milk
food coloring
dish soap
que-tips

Pour a thin layer of milk in a pan and add drops of food color all around. Dip the que-tip first in the dish soap and then into the milk pressing it down in one spot for about 10 seconds.



Scientists spend lots of time doing lots of different kinds of experiments. They are always trying to learn new things. They ask a lot of questions about their experiments to see what they have learned.

What happened?

Why do you think it happened?

Why did the motion stop after the que-tip was in the milk for awhile?

After doing this experiment this is what the scientists thought they learned. Since the milk is made of minerals, proteins, and fats, when the soap enters the milk the fats start breaking up. The molecules in the soap run around trying to attach to the fat molecules in the milk. When all have been collected the motion stops. The purpose of the food coloring is to help you see that movement.




Rain

What you will need:

a clear cup
water (H₂O)
shaving cream
blue food color

Fill the cup with water. Add a thin layer of shaving cream to top. Place some food coloring on top of the shaving cream. What happens?



Rain

SO:

The cup represents air.

The shaving cream is like a cloud creating water droplets.

The food coloring makes the cloud heavier.

When the water gets heavy it creates rain.

Blooming Flowers

What you will need:

paper cut into flower shapes

markers or crayons

a container with 1-2 inches of water

blue food color if you want colored water



After you place your paper flower into the water it will slowly open and bloom like the spring flowers outside are doing now.

draw and color flower shapes like the ones in the picture
if you use makers let the paper dry before continuing
cut out the flower

fold each petal loosely into the center of the flower
gently place into the container of water and watch it open/bloom

For more experiments and others very interesting topics you might enjoy watching a program on Saturday mornings call "Innovation Station". Invite your parents to join you as well. They explore topics everyone will be interested in. It is on at 10:00 am on Channel 4.

We'll hold on to all these activities and share them with you when we see you and can enjoy them together. We miss you and think of you each day!

Marie, Cherie and Lillian